

POLANÓW - Góra Warblewska


KONCEPCJA ZAGOSPODAROWANIA


1 : 2000

- 1 - hotel
- 2 - hotel suites
- 3 - education & recreational shed
- 4 - amphitheater
- 5 - small catering business
- 6 - technical and social facilities
- 7 - cafe with lookout tower - reconstruction of an old facility
- 8 - ropeway plothouse
- 9 - technical support building: trafo station, pumping station, plothouse, sanitary units

K-1 - 3-chair-ropeway or T-bar ski - lift

W-1 - disk type ski - lift

 - the ski - run, medium level with the installation of artificial snowmaking and lighting

 - the ski - run for beginners with the installation of artificial snowmaking and lighting

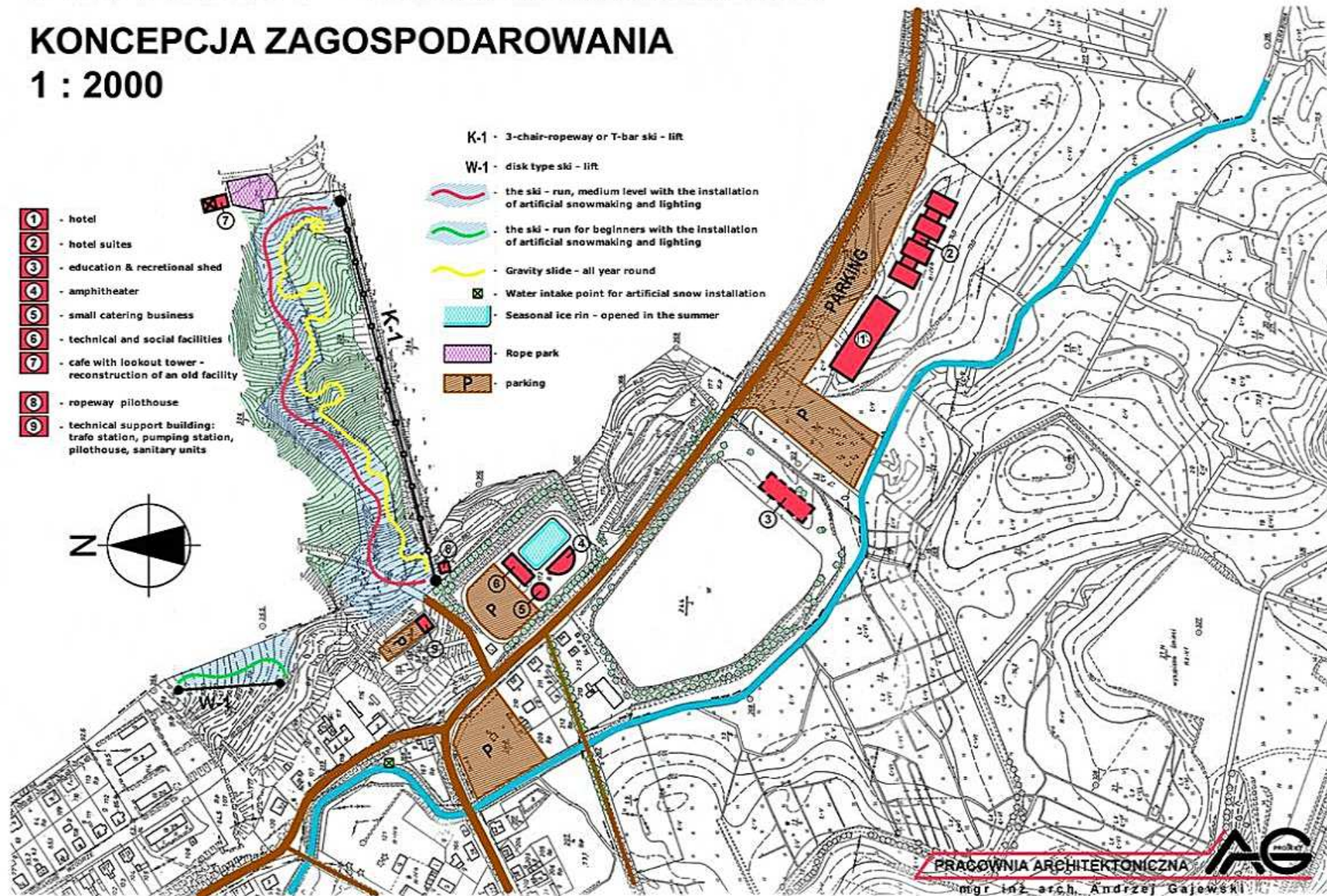
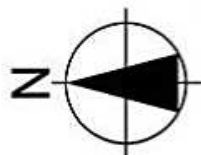
 - Gravity slide - all year round

 - Water intake point for artificial snow installation

 - Seasonal ice rin - opened in the summer

 - Rope park

 - parking



PRACOWNIA ARCHITEKTONICZNA



mgr inż. arch. Andrzej Gajewski